

# **GS1 Germany EDI Recommendation**

**for the textile sectors  
CFB-Connecting Fashion Business  
V2.1  
Purchase Order Response  
(ORDRSP)**

**based on  
EANCOM<sup>®</sup> 2002 S3**

1. Introduction.....	2
2. List of business terms .....	6
3. Message structure chart.....	8
4. Branching diagram .....	9
5. Segment Descriptions .....	12
6. Segments layout.....	15
7. Example(s) .....	53

## 1. Introduction

---

### Preamble

The aim of the brochure on hand is to offer documentation describing the exchange of purchase order response data between business partners.

The basis of this elaboration is the international standard EANCOM® 2002. The message type ORDRSP 007 is used to transmit relevant data. GEFEG.FX (Gefeg mbH, Berlin) was used as the documentation tool.

Please be aware to know that this booklet does not replace the complete specifications in the original chapters or other relevant instructions within the EANCOM® 2002 documentation. Instead, it deals with the description of segments, data elements and codes to be used for a specific task.

The current documentation has been produced by the GS1 Germany GmbH in Cologne. GS1 Germany assumes no liability for any damages incurring from the use of this documentation. This brochure or extracts thereof may only be published or forwarded to third parties with the express written consent of GS1 Germany, which holds copyright on this work.

GS1 Germany thanks all experts who contributed significantly to these guidelines with knowledge from their daily business.

### Important note:

To fulfill the requirements of directive 2003/58/EG, article 4, C058 has been opened in NAD segments identifying a message sender. If the place in the 5 DE 3124 is not sufficient, the following RFF segments can be used, qualified with DE 1153 = GN. DE 1154 has got a capacity of 70 digits. Only in those cases, when no RFF segment follows NAD, a RFF+GN can be used

in the heading section of the message. Within the EDI recommendations of GS1 Germany this is only applicable for the messages REMADV and SLSFCT.

## 1. Introduction

---

### Conventions

This brochure offers different ways to start:

**Section 2, "Business Terms"**, is a table which links directly to the sequence numbers of the segments.

**Section 3, "Message Structure Chart"**, is a list of all used segments in the same sequence as they are defined in the EANCOM® message. In general, for each piece of information one single segment is provided. Exceptions may arise when the occurrence of a segment is limited and can contain alternative information (e.g., segment BGM).

**Section 4, "Branching Diagram"**, is a hierarchical graphic depiction of all used segments in the same sequence as they are defined in the EANCOM® message. However, every segment is shown only once, and it is therefore possible that the sequence numbering is interrupted.

**Section 5, "Segments Description"**, is a brief summary of the use of each segment.

In **Section 6, "Segments Layout"**, an illustration that has been chosen to match the business terms (data from the in-house application) with the elements from the EANCOM® syntax.

Note on section 6:

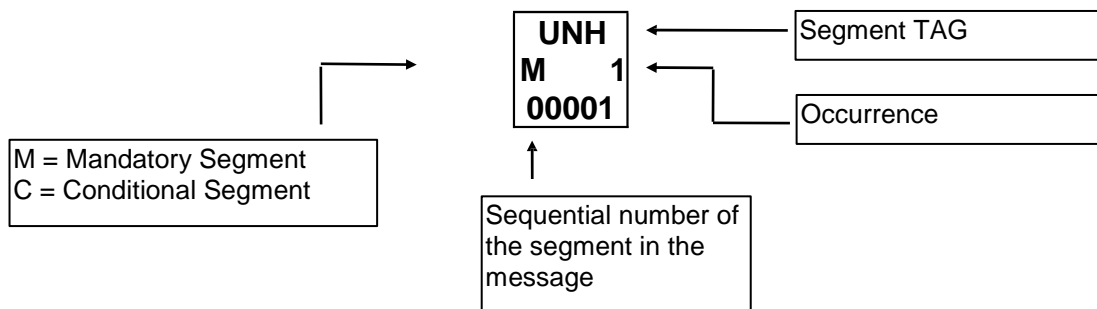
An additional column (GER) to provide a German status has been added to the layouts. An entry indicates that the recommended status differs from the EANCOM® status. If the recommended status is weaker than the EANCOM® status, the data element (or, if only one term exists the entire segment) can be omitted.

In general, code names are presented in red; these must to be understood as restricted and should not be changed/modified without bilateral agreement with the partner. If codes are given as examples, they are represented in blue (e.g., measurements). In this case, all codes of the relevant code list can be used.

**Section 7, "Example(s)"**, provides at least one message example with comments. Please note that, for technical reasons, the examples can contain component data element separators, which would otherwise be represented as data element separators in the original messages.

# 1. Introduction

The following conventions apply to this brochure:



Business Term			EANCOM-Mapping		
Name	Format	Status	DEG	DE	Description
a	alphabetic character				
n	numeric character				
an	alphanumeric character				
a3	3 alphabetic characters, fixed length				
n3	3 numeric characters, fixed length				
an3	3 alphanumeric characters, fixed length				
a..3	up to 3 alphabetic characters				
n..3	up to 3 numeric characters				
an..3	up to 3 alphanumeric characters				
					Data element
					Data element group
					C = Conditional
					M = Mandatory
					R = Required
					D = Depending
					O = Optional
					A = Recommended
					N = Not used

## 1. Introduction

---

### Message structure

#### Heading section

Specification of buyer and supplier, message date, number and number of the referenced purchase order.

#### Detail section

Specification of GTIN to identify goods and services, and amendments.

#### Summary section

Specification of totals of the message.

### Note

The only segments and data elements required in the Purchase Order Response are those:

Marked in the branching diagram of the Purchase Order as mandatory, including the repetitions of NAD identifying the buyer and the supplier, etc.

Changing the previous instructions, adding clarification or any other terms, in the heading section or detail section. If segments below LIN are changed then all segments below LIN must be re-transmitted.

Any change requested by the supplier to a Purchase Order may be acknowledged by the buyer by transmitting a new Purchase Order or a Purchase Order Change Request. Agreement on exact procedures should be reached between trading partners and this agreement may be included in the interchange agreement.

2. Business Terms

Term	EANCOM-Segment			Data element	
	No.	Segment	SG	DEG	DE
Acknowledgement request	2	UNB			0031
Address for reverse routing	2	UNB		S002	0008
Application reference	2	UNB			0026
Cancellation if not delivered	9	DTM		C507	2380
Cancellation if not delivered (line item)	31	DTM	SG26#1	C507	2380
Character set	2	UNB		S001	0001
Communication number	20	COM	SG3#2\SG6#1	C076	3148
Communication number receiver of goods/services	24	COM	SG3#4\SG6#1	C076	3148
Component data element separator	1	UNA			UNA1
Contact person or department	19	CTA	SG3#2\SG6#1	C056	3413
Contact person or department receiver of goods/services	23	CTA	SG3#4\SG6#1	C056	3413
Country of receiver, coded	22	NAD	SG3#4		3207
Currency code	25	CUX	SG8#1	C504	6345
Data element separator	1	UNA			UNA2
Decimal notation	1	UNA			UNA3
Delivery date, earliest	7	DTM		C507	2380
Delivery date, latest	8	DTM		C507	2380
Delivery date, requested	6	DTM		C507	2380
Delivery date, requested (detail section)	28	DTM	SG26#1	C507	2380
EANCOM	2	UNB			0032
Earliest delivery day (Detail section)	29	DTM	SG26#1	C507	2380
End of the transmission file, Number of messages or message groups	37	UNZ			0036
File creation date	2	UNB		S004	0017
File creation time	2	UNB		S004	0019
GLN of the receiver of goods/ services	22	NAD	SG3#4	C082	3039
GTIN Global Trade Item Number	26	LIN	SG26#1	C212	7140
Identification of buyer/invoicee	18	NAD	SG3#2	C082	3039
Identification of invoicee	21	NAD	SG3#3	C082	3039
Identification of supplier	15	NAD	SG3#1	C082	3039
Identification of the receiver of the transmission file	2	UNB		S003	0010
Identification of the sender of the transmission file	2	UNB		S002	0004
Interchange control reference, beginning	2	UNB			0020
Interchange control reference, end	37	UNZ			0020
Latest delivery date (Detail section)	30	DTM	SG26#1	C507	2380
Line item number	26	LIN	SG26#1		1082
List price per ordered unit	33	PRI	SG26#1\SG30#1	C509	5118
Message reference number	3	UNH			0062
Name 1 of the receiver	22	NAD	SG3#4	C080	3036
Name 2 of the receiver	22	NAD	SG3#4	C080	3036
Name 3 of the receiver	22	NAD	SG3#4	C080	3036
Order confirmation date	5	DTM		C507	2380
Order number	12	RFF	SG1#1	C506	1154
Order number supplier	14	RFF	SG1#4	C506	1154
Ordering date	13	DTM	SG1#1	C507	2380
Originally ordered quantity	27	QTY	SG26#1	C186	6060
Partial Order, Status	10	ALI			4183

**2. Business Terms**

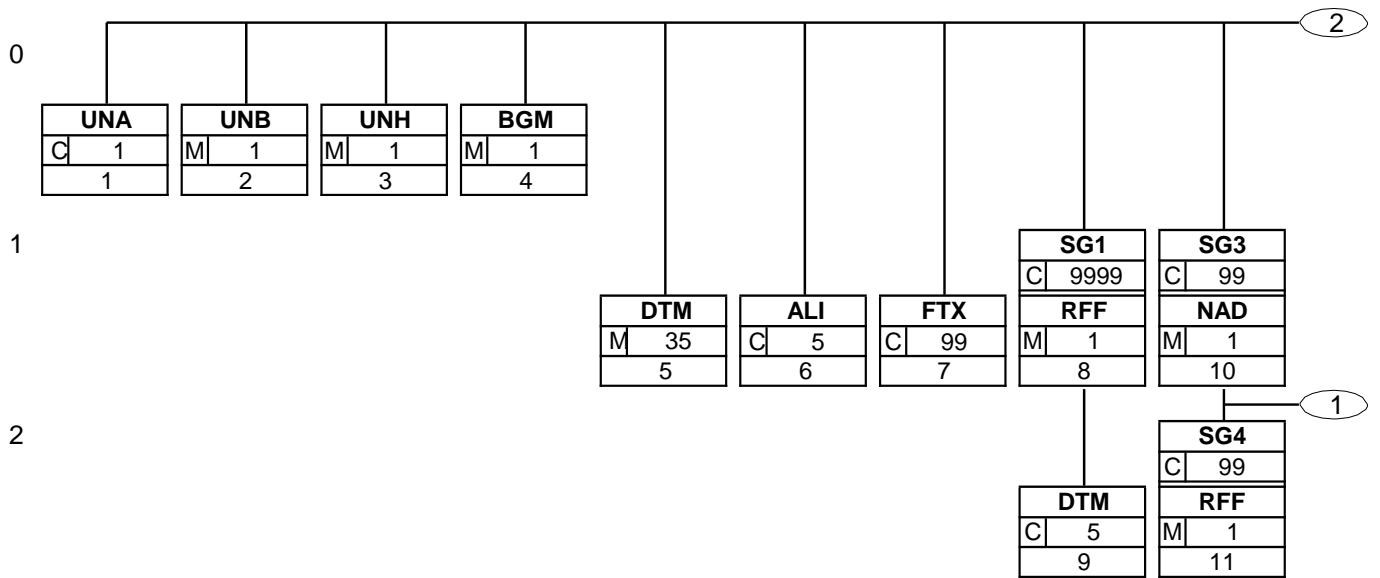
Term	EANCOM-Segment			Data element	
	No.	Segment	SG	DEG	DE
Password interchange	2	UNB		S005	0022
Place of receiver - name of a city (town, village) for addressing purposes.	22	NAD	SG3#4		3164
Postcode of receiver	22	NAD	SG3#4		3251
Process variant, coded	4	BGM		C002	1000
Purchase order response number	4	BGM		C106	1004
Quantity difference	32	QVR	SG26#1	C279	6064
Release character	1	UNA			UNA4
Reserved for future use	1	UNA			UNA5
Routing address	2	UNB		S003	0014
Segment terminator	1	UNA			UNA6
Statements on business letters	16	RFF	SG3#1\SG4#1	C506	1154
Street and number of receiver	22	NAD	SG3#4	C059	3042
Suggested retail price	34	PRI	SG26#1\SG30#3	C509	5118
Supplier/issuer of invoice VAT registration number	17	RFF	SG3#1\SG4#2	C506	1154
Syntax version	2	UNB		S001	0002
Test indicator	2	UNB			0035
Total number of segments in the message	36	UNT			0074
Type of document	4	BGM		C002	1001
Type of ordering - limit forecast	11	FTX		C107	4441

### 3. Message Structure Chart

UNA	1	C	1	- Used character set
UNB	2	M	1	- Beginning of transmission file
<b><u>Heading section</u></b>				
UNH	3	M	1	- Beginning of message
BGM	4	M	1	- Generation of order on the supplier systems
DTM	5	M	35	- Order confirmation date (time)
DTM	6	M	35	- Delivery date, requested
DTM	7	M	35	- Delivery date, earliest
DTM	8	M	35	- Delivery date, latest
DTM	9	M	35	- Cancellation if not delivered
ALI	10	C	5	- Partial order
FTX	11	C	99	- Type of ordering - limit forecast
SG1		C	9999	- RFF-DTM
RFF	12	M	1	- Order number
DTM	13	C	5	- Ordering date
SG1		C	9999	- RFF
RFF	14	M	1	- Order number supplier
SG3		C	99	- NAD-SG4-SG4
NAD	15	M	1	- Identification of supplier
SG4		C	99	- RFF
RFF	16	M	1	- Statements on business letters
SG4		C	99	- RFF
RFF	17	M	1	- Supplier/issuer of invoice VAT registration number
SG3		C	99	- NAD-SG6
NAD	18	M	1	- Identification of buyer/invoicee
SG6		C	5	- CTA-COM
CTA	19	M	1	- Contact person or department
COM	20	C	5	- Communication number
SG3		C	99	- NAD
NAD	21	M	1	- Identification of invoicee
SG3		C	99	- NAD-SG6
NAD	22	M	1	- GLN of the receiver of goods/services
SG6		C	5	- CTA-COM
CTA	23	M	1	- Contact person or department receiver of goods/services
COM	24	C	5	- Communication number receiver of goods/services
SG8		C	5	- CUX
CUX	25	M	1	- Currency code
<b><u>Detail section</u></b>				
SG26		C	200000	- LIN-QTY-DTM-DTM-DTM-DTM-QVR-SG30-SG30
LIN	26	M	1	- GTIN
QTY	27	C	99	- Ordered quantity
DTM	28	C	35	- Delivery date/time, requested
DTM	29	C	35	- Earliest delivery day
DTM	30	C	35	- Latest delivery time
DTM	31	C	35	- Cancellation if not delivered (Position)
QVR	32	C	1	- Quantity difference
SG30		C	25	- PRI
PRI	33	M	1	- List price per ordered unit
SG30		C	25	- PRI
PRI	34	M	1	- Recommended gross sale price
<b><u>Summary section</u></b>				
UNS	35	M	1	- Section control
UNT	36	M	1	- Number of segments in the message
UNZ	37	M	1	- End of the transmission file

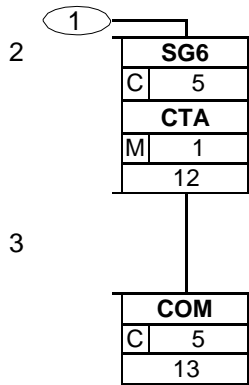


4. Branching Diagram

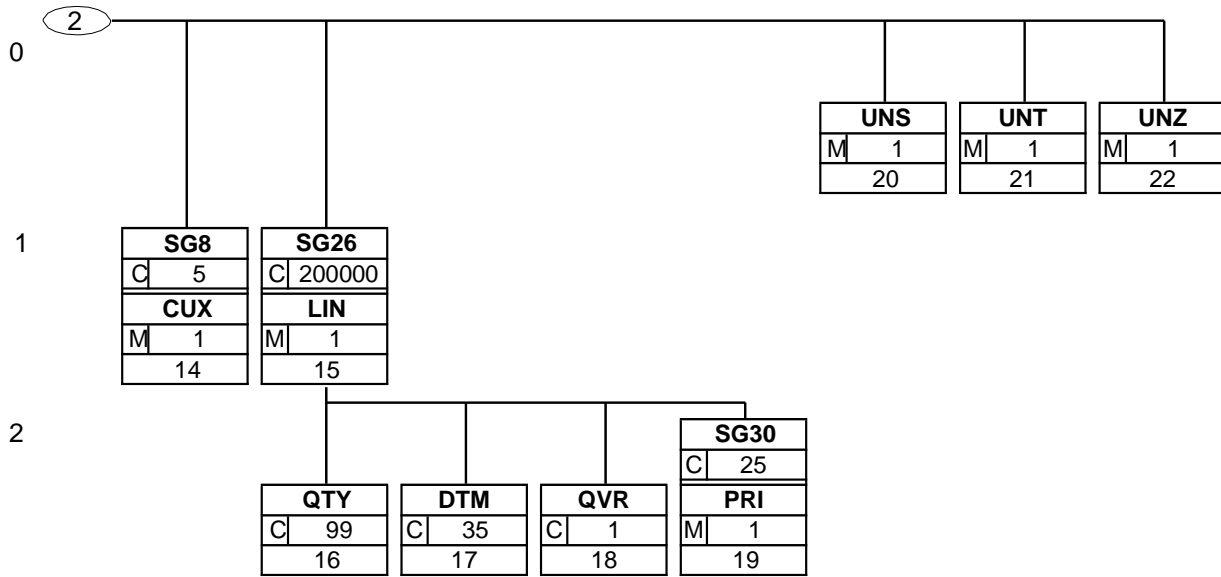


### 4. Branching Diagram

---



4. Branching Diagram



## 5. Segments Description

---

<b>UNA</b> - C 1	- <b>Used character set</b> The use of the UNA segment is mandatory, if character set "A" (UNB,DE0001) is not used.
<b>UNB</b> - M 1	- <b>Beginning of transmission file</b> This segment is used to envelope the interchange, as well as to identify both, the party to whom the interchange is sent and the party who has sent the interchange.
<b><u>Heading section</u></b>	
<b>UNH</b> - M 1	- <b>Beginning of message</b> This segment is used to head, identify and specify a message.
<b>BGM</b> - M 1	- <b>Generation of order on the supplier systems</b> This segment is used to indicate the type and function of a message and to transmit the identifying number.
<b>DTM</b> - M 35	- <b>Order confirmation date (time)</b> This segment is used to specify the date of the order response. Identification of the 'Document/message date/time' (code value 137) is mandatory in the message.
<b>DTM</b> - M 35	- <b>Delivery date, requested</b> This segment is used by the supplier to specify an amendment of the delivery date requested by the buyer.
<b>DTM</b> - M 35	- <b>Delivery date, earliest</b> This segment is used to specify, where required, requested dates concerning the delivery of goods.
<b>DTM</b> - M 35	- <b>Delivery date, latest</b> This segment is used to specify, where required, requested dates concerning the delivery of goods.
<b>DTM</b> - M 35	- <b>Cancellation if not delivered</b> This segment is used to specify, where required, requested dates concerning the delivery of goods.
<b>ALI</b> - C 5	- <b>Partial order</b> This segment is only used, to identify the status of partial order.
<b>FTX</b> - C 99	- <b>Type of ordering - limit forecast</b> This segment enables balancing against limits
<b>SG1</b> - C 9999	- <b>RFF-DTM</b>
<b>RFF</b> - M 1	- <b>Order number</b> This segment must be used to provide the order number related to the order response. In case of CRP orders this information is not available, the segment group is omitted.
<b>DTM</b> - C 5	- <b>Ordering date</b> This segment is used to specify any dates related to the references given in the previous RFF segment.
<b>SG1</b> - C 9999	- <b>RFF</b>
<b>RFF</b> - M 1	- <b>Order number supplier</b> This RFF segment is used to indicate a order number of the supplier relevant for the entire order response.
<b>SG3</b> - C 99	- <b>NAD-SG4-SG4</b>
<b>NAD</b> - M 1	- <b>Identification of supplier</b> Within EANCOM it is mandatory to identify the supplier/manufacturer by Global Location Number (GLN).

## 5. Segments Description

---

<b>SG4</b> - C 99	- <b>RFF</b>
<b>RFF</b> - M 1	- <b>Statements on business letters</b> This RFF segment may only be used if the preceding NAD has not enough space to fulfill the requirements of directive 2003/58/EG, article 4.
<b>SG4</b> - C 99	- <b>RFF</b>
<b>RFF</b> - M 1	- <b>Supplier/issuer of invoice VAT registration number</b> The RFF segment following the NAD segment can specify the tax number.
<b>SG3</b> - C 99	- <b>NAD-SG6</b>
<b>NAD</b> - M 1	- <b>Identification of buyer/invoicee</b> Within EANCOM it is mandatory to identify the buyer/invoicee by Global Location Number (GLN).
<b>SG6</b> - C 5	- <b>CTA-COM</b>
<b>CTA</b> - M 1	- <b>Contact person or department</b> For possible check back this segment can provide a person to turn to.
<b>COM</b> - C 5	- <b>Communication number</b> Communication contact of the person to turn to.
<b>SG3</b> - C 99	- <b>NAD</b>
<b>NAD</b> - M 1	- <b>Identification of invoicee</b> The invoicee is identified by GLN if not identical with buyer.
<b>SG3</b> - C 99	- <b>NAD-SG6</b>
<b>NAD</b> - M 1	- <b>GLN of the receiver of goods/services</b> This NAD segment always identifies the first delivery place.
<b>SG6</b> - C 5	- <b>CTA-COM</b>
<b>CTA</b> - M 1	- <b>Contact person or department receiver of goods/services</b> For possible check back this segment can provide a person to turn to.
<b>COM</b> - C 5	- <b>Communication number receiver of goods/services</b> Communication contact of the person to turn to.
<b>SG8</b> - C 5	- <b>CUX</b>
<b>CUX</b> - M 1	- <b>Currency code</b> This segment is used by the supplier to specify an amendment of the currency requested by the buyer.

### Detail section

<b>SG26</b> - C 200000	- <b>LIN-QTY-DTM-DTM-DTM-DTM-QVR-SG30-SG30</b>
<b>LIN</b> - M 1	- <b>GTIN</b> The LIN-segment is used to specify the item being ordered.
<b>QTY</b> - C 99	- <b>Ordered quantity</b> The QTY segment is used to specify the originally ordered quantity.
<b>DTM</b> - C 35	- <b>Delivery date/time, requested</b> This segment is used by the supplier to specify an amendment of the delivery date requested by the buyer. If this DTM segment is used at detail section, the specification from the heading section is overwritten.
<b>DTM</b> - C 35	- <b>Earliest delivery day</b> The DTM segment is used to specify date and/or time or time period. If this DTM segment is used here at detail section, the specification from the heading section is overwritten.

## 5. Segments Description

---

- DTM - C 35** - **Latest delivery time**  
The DTM segment is used to specify date and/or time or time period. If this DTM segment is used here at detail section, the specification from the heading section is overwritten.
- DTM - C 35** - **Cancellation if not delivered (Position)**  
This segment is used to specify, where required, requested dates concerning the delivery of goods.
- QVR - C 1** - **Quantity difference**  
This segment is used by the supplier to specify an amendment of the quantity requested by the buyer.
- SG30 - C 25** - **PRI**
- PRI - M 1** - **List price per ordered unit**  
This segment is used by the supplier to specify an amendment of the price requested by the buyer.
- SG30 - C 25** - **PRI**
- PRI - M 1** - **Recommended gross sale price**  
This segment is used to specify the type of price (net sale price, gross sale price or fixed retail price) valid for the article.

### Summary section

- UNS - M 1** - **Section control**  
This segment is used to separate the detail and summary section of the message.
- UNT - M 1** - **Number of segments in the message**  
This segment is a mandatory UN/EDIFACT segment. It must always be the last segment in the message.
- UNZ - M 1** - **End of the transmission file**  
The UNZ segment is the last segment of the transmission file.

## 6. Segments Layout

Segment number: 1

<b>UNA</b> - C 1 - Service string advice						
Description: To define the characters selected for use as delimiters and indicators in the rest of the interchange that follows.						
Business Term	DE	EDIFACT	EAN	*	GER	Description
<b>Component data element separator</b>	UNA1	M an1	<b>M</b>			Default value: ":"
<b>Data element separator</b>	UNA2	M an1	<b>M</b>			Default value: "+"
<b>Decimal notation</b>	UNA3	M an1	<b>M</b>			Default value: "."
<b>Release character</b>	UNA4	M an1	<b>M</b>			Default value: "?"
<b>Reserved for future use</b>	UNA5	M an1	<b>M</b>			(Default value: space )
<b>Segment terminator</b>	UNA6	M an1	<b>M</b>			Default value: "' '
Segment notes:  Segment status: Depending  The use of the UNA segment is mandatory, if character set "A" (UNB,DE0001) is not used.  For international EDI the use of character set UNOA is recommended. For national (German) EDI the use of UNOC is reasonable because it contains lower case letters and umlauts.  Example: UNA:+.? ' The UNA segment contains the default service string characters.						

## 6. Segments Layout

Segment number: 2

UNB - M 1 - Interchange header						
Description: To start, identify and specify an interchange.						
Business Term	DE	EDIFACT	EAN	*	GER	Description
	S001	M	M			
<b>Character set</b>	0001	Ma4	M			UNOA = UN/ECE level A UNOB = UN/ECE level B UNOC = UN/ECE level C UNOD = UN/ECE level D UNOE = UN/ECE level E UNOF = UN/ECE level F
<b>Syntax version</b>	0002	Mn1	M			3 = Version 3
	S002	M	M			
<b>Identification of the sender of the transmission file</b>	0004	Man..35	M			= Global Location Number (GLN)
	0007	Can..4	R			14 = GS1
<b>Address for reverse routing</b>	0008	Can..14	O			See note
	S003	M	M			
<b>Identification of the receiver of the transmission file</b>	0010	Man..35	M			= Global Location Number (GLN)
	0007	Can..4	R			14 = GS1
<b>Routing address</b>	0014	Can..14	O			See note
	S004	M	M			
<b>File creation date</b>	0017	Mn6	M			= Dateformat JJMMTT
<b>File creation time</b>	0019	Mn4	M			= Timeformat HHMM
<b>Interchange control reference, beginning</b>	0020	Man..14	M			= Unique senders reference
	S005	C	O			
<b>Password interchange</b>	0022	Man..14	M			
	0025	Can2	O			AA = Reference BB = Password
<b>Application reference</b>	0026	Can..14	O			Message type if the transmission file contains only one message type
	0029	Ca1	O			A = Highest priority
<b>Acknowledgement request</b>	0031	Cn1	O			
<b>EANCOM</b>	0032	Can..35	O		R	= EANCOM... EDIFACT subset identification (see note)
<b>Test indicator</b>	0035	Cn1	O			1 = Interchange is a test

Segment notes:

Segment status: Mandatory

This segment is used to envelope the interchange, as well as to identify both, the party to whom the interchange is sent and the party who has sent the interchange.  
For international EDI the use of character set UNOA is recommended. For national (German) EDI the use of UNOC is reasonable because it contains lower case letters and umlauts.



## 6. Segments Layout

---

Segment number: 2

**Note DE 0008:**

The address for reverse routing is provided by the interchange sender to inform the interchange recipient of the address within the sender's (source) system to which responding interchanges must be sent. It is recommended that the GLN be used for this purpose.

**Note DE 0014:**

The routing address is used to identify the receiver, if a provider adds service values for the actual receiver (e.g. consolidated companies, corporate group). The use of the identification system (e.g. GLN) has to be agreed bilaterally.

**Note DE 0020:**

This data element must contain a consistent sequential number per interchange between sender and receiver of the transmission.

**Note DE 0032:**

This data element is used to identify any underlying agreements which control the exchange of data. Within EANCOM, the identity of such agreements must start with the letters 'EANCOM', the remaining characters within the data element being filled according to bilateral agreements.

Example: UNB+UNOC:3+4012345000009:14:4012345000018+4000004000002:14:4000004000099+151013:  
1043+4711+++++EANCOM+1'  
The EANCOM file 4711 dated 13.10.2015, 10 h 43 is sent by the issuer identified with GLN  
4012345000009 to the receiver identified with GLN 4000004000002.

## 6. Segments Layout

### Heading section

Segment number: 3

<b>UNH</b> - M 1 - Message header						
Description: To head, identify and specify a message.						
Business Term	DE	EDIFACT	EAN	*	GER	Description
<b>Message reference number</b>	0062	M an..14	<b>M</b>			Sender's unique message reference. Sequence number of messages in the interchange. DE 0062 in UNT will have the same value. Generated by the sender.
	S009	M	<b>M</b>			
	0065	M an..6	<b>M</b>	*		ORDRSP = <b>Purchase order response message</b>
	0052	M an..3	<b>M</b>	*		D = <b>Draft version/UN/EDIFACT Directory</b>
	0054	M an..3	<b>M</b>	*		01B = <b>Release 2001 - B</b>
	0051	M an..2	<b>M</b>	*		UN = <b>UN/CEFACT</b>
	0057	C an..6	<b>R</b>	*		EAN007 = <b>GS1 version control number (GS1 Code)</b>
Segment notes:						
Segment status: Mandatory						
This segment is used to head, identify and specify a message.						
Example: UNH+1+ORDRSP:D:01B:UN:EAN007' Identification data of the ORDRSP message. The message reference number "1" must be repeated in the UNT segment at the end of the message.						

## 6. Segments Layout

### Heading section

Segment number: 4

BGM - M 1 - Beginning of message						
Description: To indicate the type and function of a message and to transmit the identifying number.						
Business Term	DE	EDIFACT	EAN	*	GER	Description
	C002	C	R			
Type of document	1001	C an..3	R	*		231 = Purchase order response
	1131	C an..17	N			
	3055	C an..3	N			
Process variant, coded	1000	C an..35	O			This data element indicates the variante of the process model textile: ../04-2-2.pdf
	C106	C	R			
Purchase order response number	1004	C an..35	R			Purchase order response number assigned by document sender
	1225	C an..3	R	*		4 = Change 27 = Not accepted 29 = Accepted without amendment
	4343	C an..3	C			AI = Acknowledge only changes AC = Acknowledge - with detail and change
Segment notes:						
Segment status: Mandatory						
This segment is used to indicate the type and function of a message and to transmit the identifying number.						
Note to DE 1225: The message function, coded is a critical element in this segment. The restricted codes detailed in DE 1225 have the following definitions:						
4 = Change - The supplier accepts to supply the goods or services requested in the Purchase Order or Purchase Order Change Request, but requires changes to one or more of the items.						
27 = Not accepted - The supplier declines to supply the goods detailed in a Purchase Order or Purchase Order Change Request.						
29 = Accepted without amendment - The supplier accepts to supply the goods or services requested according to the terms set out in the Purchase Order or Purchase Order Change Request.						
Example: BGM+231:::FM200+128222+29+AC' The order response has the number 128222 for a floor management system on store level.						

## 6. Segments Layout

### Heading section

Segment number: 5

<b>DTM</b> - M 35 - Date/time/period						
Description: To specify date, and/or time, or period.						
Business Term	DE	EDIFACT	EAN	*	GER	Description
	C507	M	M			
	2005	Man..3	M	*		137 = Document/message date/time
<b>Order confirmation date</b>	2380	C an..35	R			
	2379	C an..3	R			102 = CCYYMMDD 203 = CCYYMMDDHHMM
Segment notes:						
Segment status: Mandatory						
This segment is used to specify the date of the order response. Identification of the 'Document/message date/time' (code value 137) is mandatory in the message.						
Example: DTM+137:20151021:102' Date of the order confirmation is 21.10.2015.						

## 6. Segments Layout

### Heading section

Segment number: 6

<b>DTM</b> - M 35 - Date/time/period						
Description: To specify date, and/or time, or period.						
Business Term	DE	EDIFACT	EAN	*	GER	Description
	C507	M	M			
	2005	Man..3	M	*		2 = Delivery date/time, requested
<b>Delivery date, requested</b>	2380	C an..35	R			
	2379	C an..3	R			102 = CCYYMMDD 203 = CCYYMMDDHHMM 718 = CCYYMMDDCCYYMMDD 719 = CCYYMMDDHHMM- CCYYMMDDHHMM Format of period to be given in actual message without hyphen.
Segment notes:						
Segment status: Depending						
This segment is used by the supplier to specify an amendment of the delivery date requested by the buyer.						
Example: DTM+2:20151028:102' Requested delivery date now is 28.10.2015.						

## 6. Segments Layout

### Heading section

Segment number: 7

<b>DTM</b> - M 35 - Date/time/period						
Description: To specify date, and/or time, or period.						
Business Term	DE	EDIFACT	EAN	*	GER	Description
	C507	M	M			
	2005	Man..3	M	*		64 = Delivery date/time, earliest
<b>Delivery date, earliest</b>	2380	C an..35	R			
	2379	C an..3	R			102 = CCYYMMDD 203 = CCYYMMDDHHMM
Segment notes:						
Segment status: Conditional						
This segment is used to specify, where required, requested dates concerning the delivery of goods.						
Note to DE 2005: The use of this code value excludes the use of code value 2.						
Example: DTM+64:201510230800:203' The earliest delivery date/time is 23.10.2015 at 8.00 a.m.						

## 6. Segments Layout

### Heading section

Segment number: 8

<b>DTM</b> - M 35 - Date/time/period						
Description: To specify date, and/or time, or period.						
Business Term	DE	EDIFACT	EAN	*	GER	Description
	C507	M	M			
	2005	Man..3	M	*		63 = Delivery date/time, latest
<b>Delivery date, latest</b>	2380	C an..35	R			
	2379	C an..3	R			102 = CCYYMMDD 203 = CCYYMMDDHHMM
Segment notes: Segment status: Conditional  This segment is used to specify, where required, requested dates concerning the delivery of goods.  Note to DE 2005: The use of this code value excludes the use of code value.  Example: DTM+63:201510291500:203' The latest delivery date/time is 29.10.2015 at 3.00 p.m.						

## 6. Segments Layout

### Heading section

Segment number: 9

<b>DTM</b> - M 35 - Date/time/period						
Description: To specify date, and/or time, or period.						
Business Term	DE	EDIFACT	EAN	*	GER	Description
	C507	M	M			
	2005	Man..3	M	*		61 = Cancel if not delivered by this date
<b>Cancellation if not delivered</b>	2380	C an..35	R			
	2379	C an..3	R			102 = CCYYMMDD 203 = CCYYMMDDHHMM
Segment notes:						
Segment status: Conditional						
This segment is used for the cancellation of the order, if not delivered until the date requested.						
This segment is used to specify, where required, requested dates concerning the delivery of goods.						
Example: DTM+61:201510230800:203' The example request the cancellation if not delivered until 23.10.2015 at 8.00 a.m.						



## 6. Segments Layout

### Heading section

Segment number: 10

ALI - C 5 - Additional information						
Description: To indicate that special conditions due to the origin, customs preference, fiscal or commercial factors are applicable.						
Business Term	DE	EDIFACT	EAN	*	GER	Description
	3239	C an..3	O		N	
	9213	C an..3	O		N	
<b>Partial Order, Status</b>	4183	C an..3	O		R	X1 = No back orders when partial delivery (GS1 Code) X2 = Back orders accepted when partial delivery (GS1 Code) 144 = Deliver full order
Segment notes:  Segment status: Conditional  This segment is only used, to identify the status of partial order.  This indication is valid for all articles of the entire order.  Example: ALI+++X2' Partial order allowed						

6. Segments Layout

Heading section

Segment number: 11

FTX - C 99 - Free text						
Description: To provide free form or coded text information.						
Business Term	DE	EDIFACT	EAN	*	GER	Description
	4451	M an..3	M			ORI = Order instruction
	4453	C an..3	O	*		1 = Text for subsequent use
	C107	C	D			
Type of ordering - limit forecast	4441	M an..17	M			VOR- = Seasonal Start Order for installation order conditions ORDER NACH- = Seasonal Repeat Order for continuous ordering and deliver ORDER NOS- = The document relates to NOS ORDER (Never out of stock) articles, that are continuously reordered and replenished. (CRP)
	1131	C an..17	O		N	
	3055	C an..3	D		R	246 = GS1 Germany
Segment notes:  Segment status: Conditional  This segment enables balancing against limits.  Example: FTX+ORI+1+NOS-ORDER::246' The order response is a NOS-ORDER						

## 6. Segments Layout

### Heading section

Segment number: 12

<b>SG1</b>	- C	9999	- RFF-DTM
<b>RFF</b>	- M	1	- Reference
Description: To specify a reference.			
Business Term	DE	EDIFACT	EAN * GER Description
	C506	M	<b>M</b>
	1153	Man..3	<b>M</b>
			ON = <b>Order number (buyer)</b>
<b>Order number</b>	1154	C an..70	<b>R</b>
Segment notes:  Segment status: Depending  This segment must be used to provide the order number related to the order response. In case of CRP orders this information is not available, the segment group is omitted.  Example: RFF+ON:4711' The message references to the order number 4711.			

## 6. Segments Layout

### Heading section

Segment number: 13

<b>SG1</b>	- C	9999 - RFF-DTM				
<b>DTM</b>	- C	5 - Date/time/period				
Description: To specify date, and/or time, or period.						
Business Term	DE	EDIFACT	EAN	*	GER	Description
	C507	M	M			
	2005	Man..3	M	*		171 = Reference date/time
<b>Ordering date</b>	2380	C an..35	R			
	2379	C an..3	R			102 = CCYYMMDD
Segment notes:						
Segment status: Conditional						
This segment is used to specify any dates related to the references given in the previous RFF segment.						
Example: DTM+171:20150301:102' Buyers order is dated 01.03.2015						

## 6. Segments Layout

### Heading section

Segment number: 14

<b>SG1</b>	- C	9999	- RFF			
<b>RFF</b>	- M	1	- Reference			
Description: To specify a reference.						
Business Term	DE	EDIFACT	EAN	*	GER	Description
	C506	M	<b>M</b>			
	1153	Man..3	<b>M</b>			VN = Order number (supplier)
<b>Order number supplier</b>	1154	C an..70	<b>R</b>			
Segment notes:  Segment status: Conditional  This RFF segment is used to indicate an order number of the supplier relevant for the entire order response.  Example: RFF+VN:4711' The order response is based on order number of the supplier no. 4711.						

## 6. Segments Layout

### Heading section

Segment number: 15

<b>SG3</b>	- C	99 - NAD-SG4				
<b>NAD</b>	- M	1 - Name and address				
Description: To specify the name/address and their related function, either by C082 only and/or unstructured by C058 or structured by C080 thru 3207.						
Business Term	DE	EDIFACT	EAN	*	GER	Description
	3035	M an..3	<b>M</b>			SU = <b>Supplier</b>
	C082	C	<b>A</b>			
<b>Identification of supplier</b>	3039	M an..35	<b>M</b>			Global Location Number (GLN) - Format n13
	1131	C an..17	<b>N</b>			
	3055	C an..3	<b>R</b>	*		9 = <b>GS1</b>
	C058	C	<b>O</b>			This composite may only be used to fulfill the requirements of directive 2003/58/EG, article 4. If applicable the message sender gets the possibility to give the relevant statements at this place. If C058 is not sufficient, more declaration can be given in following RFF+GN segment.
	3124	M an..35	<b>M</b>			
	3124	C an..35	<b>O</b>			
	3124	C an..35	<b>O</b>			
	3124	C an..35	<b>O</b>			
	3124	C an..35	<b>O</b>			
Segment notes:						
Segment status: Mandatory						
Within EANCOM it is mandatory to identify the supplier/manufacturer by Global Location Number (GLN).						
Example: NAD+SU+4012345000009::9+X:X:X:X'						
The supplier/manufacturer is identified by Global Location Number (GLN) 4012345000009.						

## 6. Segments Layout

### Heading section

Segment number: 16

<b>SG3</b>	- C	99 - NAD-SG4				
<b>SG4</b>	- C	99 - RFF				
<b>RFF</b>	- M	1 - Reference				
Description: To specify a reference.						
Business Term	DE	EDIFACT	EAN	*	GER	Description
	C506	M	M			
	1153	Man..3	M			GN = <b>Government reference number</b>
<b>Statements on business letters</b>	1154	C an..70	R			
Segment notes:						
Segment status: Depending						
This RFF segment may only be used if the preceding NAD has not enough space to fulfill the requirements of directive 2003/58/EG, article 4.						
Example: RFF+GN:HRB-471111' German statements on business letters: HRB-471111						

## 6. Segments Layout

### Heading section

Segment number: 17

<b>SG3</b>	- C	99 - NAD-SG4				
<b>SG4</b>	- C	99 - RFF				
<b>RFF</b>	- M	1 - Reference				
Description: To specify a reference.						
Business Term	DE	EDIFACT	EAN	*	GER	Description
	C506	M	M			
	1153	Man..3	M	*		VA = VAT registration number
<b>Supplier/issuer of invoice VAT registration number</b>	1154	C an..70	R			
Segment notes:						
Segment status: Conditional						
The RFF segment following the NAD segment can specify the tax number.						
Example: RFF+VA:DE101010' The VAT registration number is DE101010.						



## 6. Segments Layout

### Heading section

Segment number: 18

<b>SG3</b>	- C	99 - NAD-SG4-SG6				
<b>NAD</b>	- M	1 - Name and address				
Description: To specify the name/address and their related function, either by C082 only and/or unstructured by C058 or structured by C080 thru 3207.						
Business Term	DE	EDIFACT	EAN	*	GER	Description
	3035	M an..3	<b>M</b>			BY = <b>Buyer</b>
	C082	C	<b>A</b>			
<b>Identification of buyer/        invoicee</b>	3039	M an..35	<b>M</b>			Global Location Number (GLN) - Format n13
	1131	C an..17	<b>N</b>			
	3055	C an..3	<b>R</b>	*		9 = <b>GS1</b>
Segment notes:  Segment status: Mandatory  Within EANCOM it is mandatory to identify the buyer/invoicee by Global Location Number (GLN).  Example: NAD+BY+4398765000004::9' The order is generated by a buyer with the Global Location Number (GLN) 4398765000004.						

**6. Segments Layout**

**Heading section**

Segment number: 19

<b>SG3</b>	- C	99 - NAD-SG4-SG6				
<b>SG6</b>	- C	5 - CTA-COM				
<b>CTA</b>	- M	1 - Contact information				
Description: To identify a person or a department to whom communication should be directed.						
Business Term	DE	EDIFACT	EAN	*	GER	Description
	3139	C an..3	R			PD = Purchasing contact OC = Order contact
	C056	C	C		R	
<b>Contact person or department</b>	3413	C an..17	M			
Segment notes: Segment status: Conditional For possible check back this segment can provide a person to turn to. Example: CTA+PD+Claus Früh' Buyers contact person is Claus Früh.						

## 6. Segments Layout

### Heading section

Segment number: 20

<b>SG3</b>	- C	99 - NAD-SG4-SG6				
<b>SG6</b>	- C	5 - CTA-COM				
<b>COM</b>	- C	5 - Communication contact				
Description: To identify a communication number of a department or a person to whom communication should be directed.						
Business Term	DE	EDIFACT	EAN	*	GER	Description
	C076	M	M			
<b>Communication number</b>	3148	Man..512	M			
	3155	Man..3	M			EM = <a href="#">Electronic mail</a> FX = <a href="#">Fax</a> TE = <a href="#">Telephone</a> XF = <a href="#">X.400</a>
Segment notes:  Segment status: Conditional  Communication contact of the person to turn to.  Example: COM+früh@kölsch.de:EM' E-mail of Mr. Früh is früh@kölsch.de						

## 6. Segments Layout

### Heading section

Segment number: 21

<b>SG3</b>	- C	99 - NAD				
<b>NAD</b>	- M	1 - Name and address				
Description:						
To specify the name/address and their related function, either by C082 only and/or unstructured by C058 or structured by C080 thru 3207.						
Business Term	DE	EDIFACT	EAN	*	GER	Description
	3035	M an..3	<b>M</b>			IV = Invoicee
	C082	C	<b>A</b>			
<b>Identification of invoicee</b>	3039	M an..35	<b>M</b>			Global Location Number (GLN)- Format n13
	1131	C an..17	<b>N</b>			
	3055	C an..3	<b>R</b>	*		9 = <b>GS1</b>
Segment notes:						
Segment status: Conditional						
The invoicee is identified by GLN if not identical with buyer.						
Example: NAD+IV+4071615192710::9' Invoicee is identified by GLN 4071615192710.						

## 6. Segments Layout

### Heading section

Segment number: 22

<b>SG3</b>	- C	99 - NAD-SG4-SG6				
<b>NAD</b>	- M	1 - Name and address				
Description:						
To specify the name/address and their related function, either by C082 only and/or unstructured by C058 or structured by C080 thru 3207.						
Business Term	DE	EDIFACT	EAN	*	GER	Description
	3035	M an..3	M			DP = <b>Delivery party</b>
	C082	C	A		D	
<b>GLN of the receiver of goods/ services</b>	3039	M an..35	M			Global Location Number (GLN) - Format n13
	1131	C an..17	N			
	3055	C an..3	R	*		9 = <b>GS1</b>
	C058	C	O		N	
	3124	M an..35	M			
	C080	C	D			
<b>Name 1 of the receiver</b>	3036	M an..35	M			
<b>Name 2 of the receiver</b>	3036	C an..35	O		D	
<b>Name 3 of the receiver</b>	3036	C an..35	O		D	
	C059	C	D			
<b>Street and number of receiver</b>	3042	M an..35	M			
<b>Place of receiver</b>	3164	C an..35	D			
	C819	C	N			
	3229	C an..9	O			
<b>Postcode of receiver</b>	3251	C an..17	D			
<b>Country of receiver, coded</b>	3207	C an..3	D			
Segment notes:						
Segment status: Mandatory						
This NAD segment always identifies the first delivery place.						
The NAD segment is used to specify names, address and function of a partner, either only by data element group C082 and/or in structure form by data element group C080 to 3707.						
DE 3039: Use of GLN, the specification of the Global Location Number is sufficient. For receivers, who do not have GLN, the address is indicated as clear text. The group C082 remains empty in this case. If the delivery party is not known (e.g. pick up by third party), the GLN of the buyer is indicated in DE 3039.						
Example: NAD+DP+4399899175941::9++ Trichter Hasen+Bussardweg 5+Leopardshöhle++33818+DE' The receiver is identified by Global Location Number (GLN) 4399899175941. An address in clear text is only allowed in exceptional cases.						

## 6. Segments Layout

### Heading section

Segment number: 23

<b>SG3</b>	- C	99 - NAD-SG4-SG6				
<b>SG6</b>	- C	5 - CTA-COM				
<b>CTA</b>	- M	1 - Contact information				
Description: To identify a person or a department to whom communication should be directed.						
Business Term	DE	EDIFACT	EAN	*	GER	Description
	3139	C an..3	R			PD = <b>Purchasing contact</b>
	C056	C	C		R	
<b>Contact person or department receiver of goods/services</b>	3413	C an..17	M			
Segment notes:  Segment status: Conditional  For possible check back this segment can provide a person to turn to.  Example: CTA+PD+Claus Früh' Contact person is Claus Früh.						

## 6. Segments Layout

### Heading section

Segment number: 24

<b>SG3</b>	- C	99 - NAD-SG4-SG6				
<b>SG6</b>	- C	5 - CTA-COM				
<b>COM</b>	- C	5 - Communication contact				
Description: To identify a communication number of a department or a person to whom communication should be directed.						
Business Term	DE	EDIFACT	EAN	*	GER	Description
	C076	M	M			
<b>Communication number receiver of goods/services</b>	3148	Man..512	M			
	3155	Man..3	M			EM = <a href="#">Electronic mail</a> FX = <a href="#">Fax</a> TE = <a href="#">Telephone</a> XF = <a href="#">X.400</a>
Segment notes:  Segment status: Conditional  Communication contact of the person to turn to.  Example: COM+früh@kölsch.de:EM' E-mail of Mr. Früh is früh@kölsch.de						

## 6. Segments Layout

### Heading section

Segment number: 25

<b>SG8</b>	- C	5 - CUX				
<b>CUX</b>	- M	1 - Currencies				
Description: To specify currencies used in the transaction and relevant details for the rate of exchange.						
Business Term	DE	EDIFACT	EAN	*	GER	Description
	C504	C	R			
	6347	Man..3	M	*		2 = Reference currency
<b>Currency code</b>	6345	C an..3	R			ISO 4217 3-Alpha Code
	6343	C an..3	R	*		9 = Order currency
Segment notes:  Segment status: Depending  This segment is used by the supplier to specify an amendment of the currency requested by the buyer.  Example: CUX+2:EUR:9' Order Currency is EURO						



## 6. Segments Layout

### Detail section

Segment number: 26

<b>SG26</b>	- C	200000	- LIN-PIA-IMD-MEA-QTY-DTM-QVR-FTX-SG30-SG31-SG32-SG36-SG37-SG41	
<b>LIN</b>	- M	1	- Line item	
Description: To identify a line item and configuration.				
Business Term	DE	EDIFACT	EAN * GER	Description
<b>Line item number</b>	1082	C an..6	R	Application generated line item number
	1229	C an..3	R	<p>1 = <b>Added</b>                  2 = <b>Deleted</b>                  3 = <b>Changed</b>                  5 = <b>Accepted without amendment</b>                  7 = <b>Not accepted</b>                  10 = <b>Not found</b>                  24 = <b>Accepted with amendment, no confirmation required</b></p> <p>Important note: In the textile industry only the use of code values 1, 3, 5, and 7 is allowed.                  DE 1229: Action Request, coded, is the critical DE in this segment. The following code value definitions apply:                  3 = Changed : The supplier accepts to supply the line item in a purchase order or purchase order change request, but requires one or more changes to the terms set out in the referenced message, as indicated by the data in, and following, the LIN segment. The buyer must acknowledge these requirements by sending a new purchase order or purchase order change request.                  5 = Accepted : The supplier accepts to supply the line item in a purchase order or purchase order change request. Though it is not necessary to re-transmit unamended line items or cancellations, this may be done for confirmation.                  7 = Not Accepted : The supplier declines to supply the line item in a purchase order or purchase order change request.</p>
	C212	C	D	
<b>GTIN Global Trade Item Number</b>	7140	C an..35	R	Format n..14
	7143	C an..3	R *	SRV = <b>GS1 Global Trade Item Number</b>
<p>Segment notes:</p> <p>Segment status: Mandatory</p> <p>The LIN-segment is used to specify the item being ordered. In this segment the GTIN is indicated as item identification.</p> <p>The detail section always starts with the LIN-segment.</p> <p>Example: LIN+1+5+4000004000035:SRV'                  The ordered item with the item number 1 is identified by GTIN 4000004000035.</p>				

## 6. Segments Layout

### Detail section

Segment number: 27

<b>SG26</b>	- C	200000	- LIN-PIA-IMD-MEA-QTY-DTM-QVR-FTX-SG30-SG31-SG32-SG36-SG37-SG41
<b>QTY</b>	- C	99	- Quantity
Description: To specify a pertinent quantity.			
Business Term	DE	EDIFACT	EAN * GER Description
	C186	M	<b>M</b>
	6063	Man..3	<b>M</b> * 21 = <b>Ordered quantity</b>
<b>Originally ordered quantity</b>	6060	Man..35	<b>M</b> Use only numeric values.
	6411	C an..3	<b>D</b> KGM = kilogram MTR = metre LTR = litre All code values of the codes list are allowed
Segment notes:  Segment status: Mandatory  The QTY segment is used to specify the originally ordered quantity.  DE 6411 is only used, if the article is a variable quantity article. Default value is piece.  Example: QTY+21:20' The originally ordered quantity amounts to 20 pieces.			

## 6. Segments Layout

### Detail section

Segment number: 28

<b>SG26</b>	- C	200000	- LIN-PIA-IMD-MEA-QTY-DTM-QVR-FTX-SG30-SG31-SG32-SG36-SG37-SG41
<b>DTM</b>	- C	35	- Date/time/period
Description: To specify date, and/or time, or period.			
Business Term	DE	EDIFACT	EAN * GER Description
	C507	M	<b>M</b>
	2005	Man..3	<b>M</b> * 2 = Delivery date/time, requested
<b>Delivery date, requested (detail section)</b>	2380	C an..35	<b>R</b>
	2379	C an..3	<b>R</b> 102 = CCYYMMDD 203 = CCYYMMDDHHMM 718 = CCYYMMDDCCYYMMDD
Segment notes:  Segment status: Depending  This segment is used by the supplier to specify an amendment of the delivery date requested by the buyer. If this DTM segment is used at detail section, the specification from the heading section is overwritten.  Example: DTM+2:20151028:102' This example requires the delivery on 28 October 2015.			

## 6. Segments Layout

### Detail section

Segment number: 29

<b>SG26</b>	- C	200000	- LIN-PIA-IMD-MEA-QTY-DTM-QVR-FTX-SG30-SG31-SG32-SG36-SG37-SG41
<b>DTM</b>	- C	35	- Date/time/period
Description: To specify date, and/or time, or period.			
Business Term	DE	EDIFACT	EAN * GER Description
	C507	M	<b>M</b>
	2005	Man..3	<b>M</b> * 64 = <i>Delivery date/time, earliest</i>
<b>Earliest delivery day (Detail section)</b>	2380	C an..35	<b>R</b>
	2379	C an..3	<b>R</b> 102 = <i>CCYYMMDD</i> 203 = <i>CCYYMMDDHHMM</i>
Segment notes:			
Segment status: Conditional			
The DTM segment is used to specify date and/or time or time period. If this DTM segment is used here at detail section, the specification from the heading section is overwritten.			
This segment is used, if required, for requested dates concerning the delivery of goods.			
Note DE 2005: The application of this code value excludes the use of the code value 2.			
Example: DTM+64:201510230800:203' This example requires the delivery at the earliest time on 23 October 2015 at 8.00 a.m.			

## 6. Segments Layout

### Detail section

Segment number: 30

<b>SG26</b>	- C	200000	- LIN-PIA-IMD-MEA-QTY-DTM-QVR-FTX-SG30-SG31-SG32-SG36-SG37-SG41
<b>DTM</b>	- C	35	- Date/time/period
Description: To specify date, and/or time, or period.			
Business Term	DE	EDIFACT	EAN * GER Description
	C507	M	<b>M</b>
	2005	M an..3	<b>M</b> * 63 = Delivery date/time, latest
<b>Latest delivery date (Detail section)</b>	2380	C an..35	<b>R</b>
	2379	C an..3	<b>R</b> 102 = CCYYMMDD 203 = CCYYMMDDHHMM
Segment notes:  Segment status: Conditional  The DTM segment is used to specify date and/or time or time period. If this DTM segment is used here at detail section, the specification from the heading section is overwritten.  This segment is used, if required, for requested dates concerning the delivery of goods.  Note DE 2005: The application of this code value excludes the use of the code value 2.  Example: DTM+63:201510291500:203' This example requires the delivery at the latest time on 29 October 2015 at 3.00 p.m.			

## 6. Segments Layout

### Detail section

Segment number: 31

<b>SG26</b>	- C	200000	- LIN-PIA-IMD-MEA-QTY-DTM-QVR-FTX-SG30-SG31-SG32-SG36-SG37-SG41
<b>DTM</b>	- C	35	- Date/time/period
Description: To specify date, and/or time, or period.			
Business Term	DE	EDIFACT	EAN * GER Description
	C507	M	<b>M</b>
	2005	Man..3	<b>M</b> * 61 = <b>Cancel if not delivered by this date</b>
<b>Cancellation if not delivered (line item)</b>	2380	C an..35	<b>R</b>
	2379	C an..3	<b>R</b> 102 = <b>CCYYMMDD</b> 203 = <b>CCYYMMDDHHMM</b>
Segment notes:  Segment status: Conditional  This segment is used for the cancellation of the order, if not delivered until the date requested.  This segment is used to specify, where required, requested dates concerning the delivery of goods.  Example: DTM+61:201510230800:203' The example request the cancellation if not delivered until 23.10.2015 at 8.00 a.m.			

## 6. Segments Layout

### Detail section

Segment number: 32

<b>SG26</b>	- C	200000	- LIN-PIA-IMD-MEA-QTY-DTM-QVR-FTX-SG30-SG31-SG32-SG36-SG37-SG41
<b>QVR</b>	- C	1	- Quantity variances
Description: To specify item details relating to quantity variances.			
Business Term	DE	EDIFACT	EAN * GER Description
	C279	C	A R
<b>Quantity difference</b>	6064	M n..15	M
	6063	C an..3	R
	4221	C an..3	O
<p>21 = <b>Ordered quantity</b></p> <p>AC = <b>Over-shipped</b>                  BP = <b>Shipment partial - back order to follow</b>                  CP = <b>Shipment partial - considered complete, no backorder</b></p> <p>AC = Code indicating that there was an excess quantity of goods in a shipment relative to the order.                  BP = The shipment is incomplete, the missing quantities are to follow.                  CP = Shipment does not fulfil the complete order but should be considered complete. Unshipped items are not considered to be on backorder.</p>			
Segment notes:			
Segment status: Depending			
This segment is used by the supplier to specify an amendment of the quantity requested by the buyer.			
This segment is used to specify any variances between what was ordered and what is planned for being dispatched.			
The quantity identified in DE 6064 must always refer to the difference between the quantity planned for delivery identified in DE 6060 of QTY at LIN level and the ordered quantity (QTY+12 minus QTY+21, not converse). For negative values (e.g. partial shipment) the variance must be expressed as negative.			
Example: QVR+-4:21+BP' The quantity difference is 4 units.			

## 6. Segments Layout

### Detail section

Segment number: 33

<b>SG26</b>	- C	200000	- LIN-PIA-IMD-MEA-QTY-DTM-QVR-FTX-SG30-SG31-SG32-SG36-SG37-SG41
<b>SG30</b>	- C	25	- PRI
<b>PRI</b>	- M	1	- Price details
Description: To specify price information.			
Business Term	DE	EDIFACT	EAN * GER Description
	C509	C	R
	5125	Man..3	M
<b>List price per ordered unit</b>	5118	C n..15	R
	5375	C an..3	O N
	5387	C an..3	O
AAA = Calculation net			
LIU = List price (GS1 Code)			
Segment notes:			
Segment status: Depending			
This segment is used by the supplier to specify an amendment of the price requested by the buyer. In the EANCOM order only the net calculation method may be used.			
Example: PRI+AAA:10::LIU' Net list purchase price: 10 EURO			



## 6. Segments Layout

### Detail section

Segment number: 34

<b>SG26</b>	- C	200000	- LIN-PIA-IMD-MEA-QTY-DTM-QVR-FTX-SG30-SG31-SG32-SG36-SG37-SG41
<b>SG30</b>	- C	25	- PRI-CUX
<b>PRI</b>	- M	1	- Price details
Description: To specify price information.			
Business Term	DE	EDIFACT	EAN * GER Description
	C509	C	R
	5125	Man..3	M
			AAE = Information price, excluding allowances or charges, including taxes
<b>Suggested retail price</b>	5118	C n..15	R
	5375	C an..3	O
			CA = Catalogue
	5387	C an..3	O R
			SRP = Suggested retail price
Segment notes:  Segment status: Depending  This segment is used to specify the type of price (net sale price, gross sale price or fixed retail price) valid for the article.  Example: PRI+AAE:19.98:CA:SRP' The recommended gross retail price per piece is 19.98 EURO incl. tax.			

## 6. Segments Layout

### Summary section

Segment number: 35

<b>UNS</b> - M 1 - Section control						
Description: To separate header, detail and summary sections of a message.						
Notes: 1. To be used by message designers when required to avoid ambiguities. Mandatory only if specified for the type of message concerned.						
Business Term	DE	EDIFACT	EAN	*	GER	Description
	0081	M a1	M	*		S = Detail/summary section separation
Segment notes:  Segment status: Mandatory  This segment is used to separate the detail and summary section of the message.  The UNS segment has only a syntactic function.  Example: UNS+S' Separation between detail and summary section						

## 6. Segments Layout

### Summary section

Segment number: 36

<b>UNT</b> - M 1 - Message trailer						
Description: To end and check the completeness of a message.						
Business Term	DE	EDIFACT	EAN	*	GER	Description
Total number of segments in the message	0074	M n..6	M			
	0062	M an..14	M			Unambiguous message reference number (identical with DE 0062 in the UNH segment)
Segment notes:  Segment status: Mandatory  This segment is a mandatory UN/EDIFACT segment. It must always be the last segment in the message.  Example: UNT+76+1' Number of segments in the message.						

## 6. Segments Layout

Segment number: 37

<b>UNZ</b> - M 1 - Interchange trailer						
Description: To end and check the completeness of an interchange.						
Business Term	DE	EDIFACT	EAN	*	GER	Description
<b>End of the transmission file, Number of messages or message groups</b>	0036	M n..6	<b>M</b>			Number of messages or message groups in the transmission file.
<b>Interchange control reference, end</b>	0020	M an..14	<b>M</b>			Interchange control reference, identical with UNB DE 0020.
<p>Segment notes:</p> <p>Segment status: Mandatory</p> <p>The UNZ segment is the last segment of the transmission file.</p> <p>Note DE 0036: If functional groups are not used, this is the number of messages within the interchange.</p> <p>Example: UNZ+1+4711' The transmission file contains 1 message.</p>						

## 6. Segments Layout

---

### ORDRSP message example

Please note that EANCOM® 2002 message examples are intended to describe all possible constellations of segment use. They do not necessarily reflect the actual requirements of a business process.

Please also note that for technical reasons the examples can contain component data element separators, which would normally be represented as data element separators in original messages.

```
UNA:+.? '  
UNB+UNOC:3+4012345000009:14+4000004000002:14+151024:1043+4711++++EANCOM+1'  
UNH+1+ORDRSP:D:01B:UN:EAN007'  
BGM+231:::FM200+128222+29+AC'  
DTM+137:20151024:102'  
DTM+64:201510230800:203'  
DTM+63:201510291500:203'  
ALI+++X2'  
FTX+ORI+1+NOS-ORDER:::246'  
RFF+ON:4711'  
DTM+171:20030301:102'  
RFF+VN:4711'  
NAD+SU+4012345000009::9'  
NAD+BY+4398765000004::9'  
NAD+IV+4071615192710::9'  
NAD+DP+4399899175941::9++Trichter Hasen+Bussardweg 5+Leopardshöhle++33818+DE'  
CTA+PD+Claus Früh'  
COM+früh@kölsch.de:EM'  
CUX+2:EUR:9'  
LIN+1++4000004000033:SRV'  
QTY+21:18'  
DTM+64:201510230800:203'  
DTM+63:201510291500:203'  
QVR+-2:21+BP'  
PRI+AAA:10::LIU'  
PRI+AAE:19.98:CA:SRP'  
UNS+S'  
UNT+26+1'  
UNZ+1+4711
```