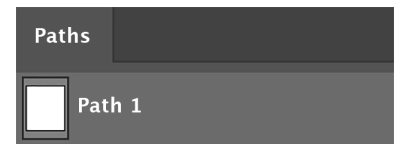


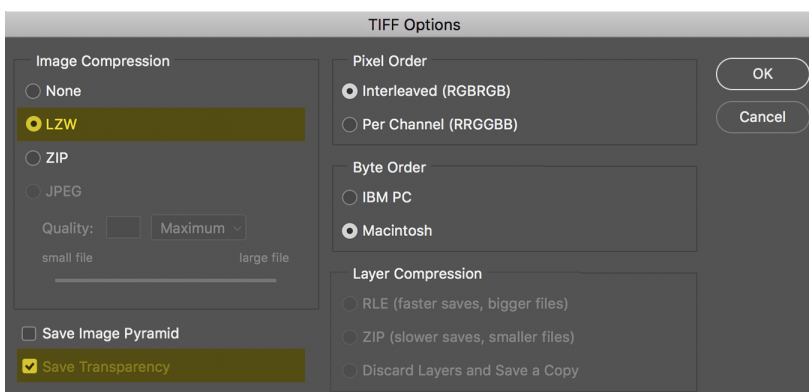
# Checklist adding product images in GS1 Data Source

- ☐ **1 Name the file correctly:**  
GTIN\_C1N1 (e.g. 08712345678900\_C1N1)
- ☐ **2 Image resolution is 300 dpi at minimum.**
- ☐ **3 The clipping path is named 'Path 1'.**
- ☐ **4 The file is created in color space RGB.**
- ☐ **5 Colour profile is 8 bits per channel, use Adobe 1998.**
- ☐ **6 Image is a TIFF-file.**
- ☐ **7 Transparent background is present with 1 alpha channel.**
- ☐ **8 The aspect ratio is 1:1 (square).**
- ☐ **9 Correct number of pixels:**
  - For regular products: min. 2,401 pixels and max. 4,800 pixels
  - For products < 12 cm: 1,200 pixels
  - For products < 6 cm: 900 pixels
- ☐ **10 Product is centred in the image.**
- ☐ **11 The size of the image is max. 40 MB:**  
Applies only when using the web interface.
- ☐ **12 Save the image with the product data and publish in GS1 Data Source.**



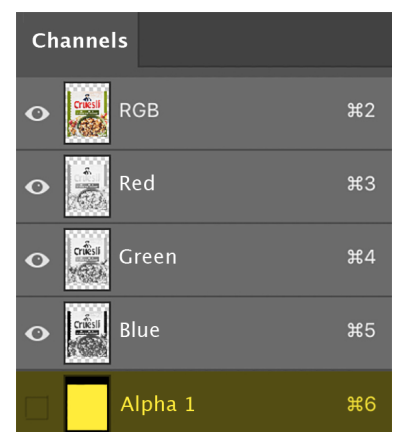
Clipping path

6



TIFF file: LZW is a compression that does not impact image quality. Save transparency must be selected or the area surrounding the product will not be transparent.

7



Alpha channel