



# GS1 Price message

Specifications and rules of use for the DIY, garden and pet sector in the Benelux

*Version 2.2.2, final, 18 November | 2023*



# Table of content

<b>1</b>	<b>Introduction .....</b>	<b>3</b>
1.1	General information on using the smart sheet.....	3
1.2	Menu options in the plug-in .....	5
1.3	Mandatory and optional fields .....	6
<b>2</b>	<b>Fields price message 1 (compact version) .....</b>	<b>6</b>
<b>3</b>	<b>Fields price message 2 (extended version).....</b>	<b>7</b>
<b>4</b>	<b>Checks GS1 price messages .....</b>	<b>10</b>
4.1	Automatic adjustments .....	10
4.2	Checks.....	10
<b>5</b>	<b>Version management.....</b>	<b>11</b>

# 1 Introduction

The garden and pet sector in the Benelux will share product information via the GS1 data pool. It has been agreed that price information (such as purchase prices) will not be shared via the GS1 data pool. This is too sensitive among companies. However, the industry does want to share this price information in a standardised way. To this end, the committed garden & pet retailers have jointly developed an Excel smart sheet that can be used alongside the GS1 data pool.

We distinguish 2 versions:

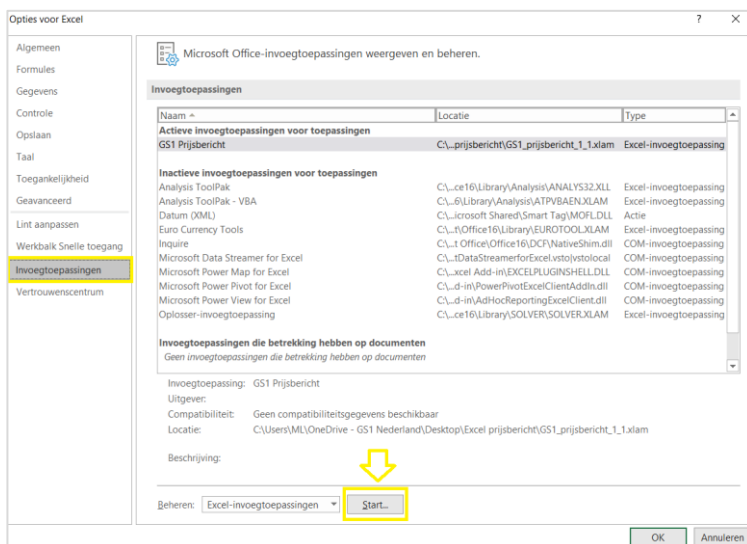
- **Price message 1: compact version**  
In addition to the purchase prices and conditions, this option contains only the necessary product data to be shared via the Excel smart sheet.
- **Price message 2: extended version**  
In addition to the purchase prices and conditions, this option contains extensive product data that must be shared via the Excel smart sheet.

## Notes:

- The Excel smart sheet price message is only available in Dutch.
- Agree in advance with your customers (retailers) which version of the price message they want to receive.

## 1.1 General information on using the smart sheet

- The Excel smart sheet was created with an Excel insert (\*.xlam). This works at least on Windows PCs in all versions of Excel, including the desktop versions of Microsoft 365. Office for Mac does not work for now, as Microsoft 365 for Mac does not support some things that work on Windows.
- Download the file from the GS1 website, extract the ZIP file using the right mouse button and save the file in a trusted location.
- Go to Excel and open a blank file.
- Using the menu, go to: 'File' > 'Options' (left at the bottom) > 'Add-ons'. Press the 'Start' button and add the price message file by browsing.

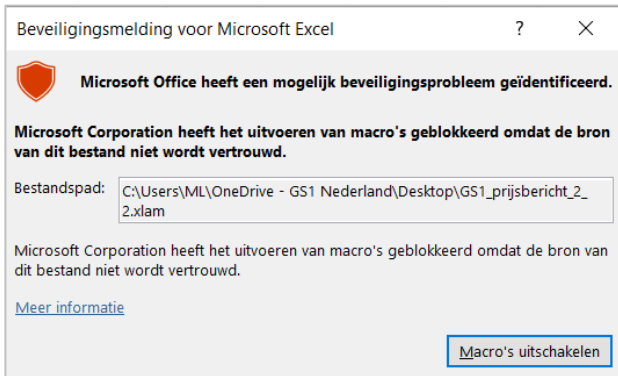


## Problems opening the file?

Sometimes you can't open the file properly. A few tips:

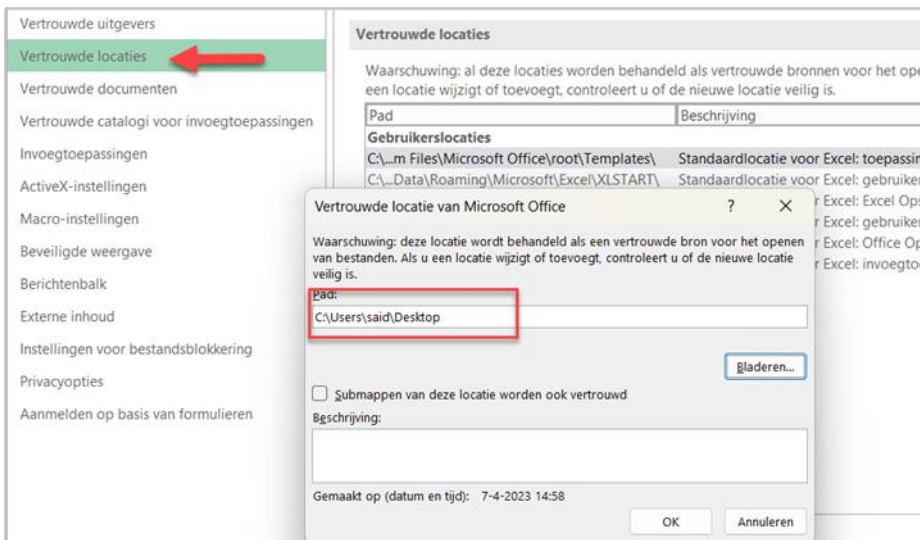
- Right-click on the Excel file icon and in the pop-up screen at the very bottom, choose 'Properties'. In the next pop up screen, in the tab. 'General' at the bottom under 'Security', tick 'Unblock'.
- When opening it, you may get the message that the publisher of the macros is not trusted. If you open the .xlam separately in Excel you will see a button to trust the publisher (GRS Services). After that, everything will work properly and you can add the .xlam as a plug-in by default in Excel.

- The moment you want to add the price message via the add-in, you may get the message below. You have not saved the Excel file in a trusted location.



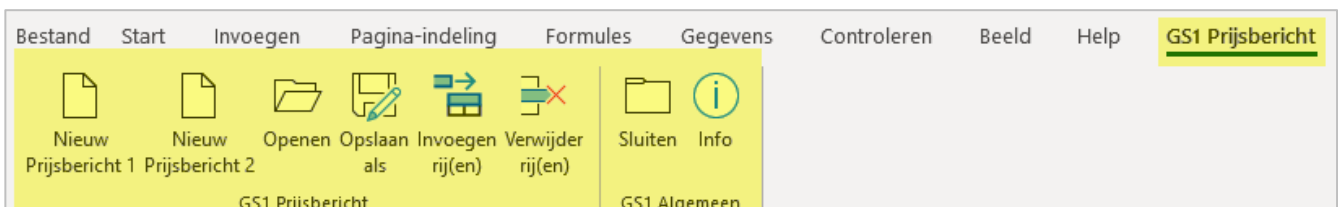
You can solve this by following the following steps:

- Go to the tab 'File' in Excel, choose 'Options' at the bottom left of the screen.
- Select 'Trust centre' and click 'Trust centre settings'.
- Then select 'Trusted locations' and click 'Add new location'.
- Then click browse and select the trusted location you want to add, e.g. your desktop.
- Close the windows by clicking 'Ok'.



### Opening the price message

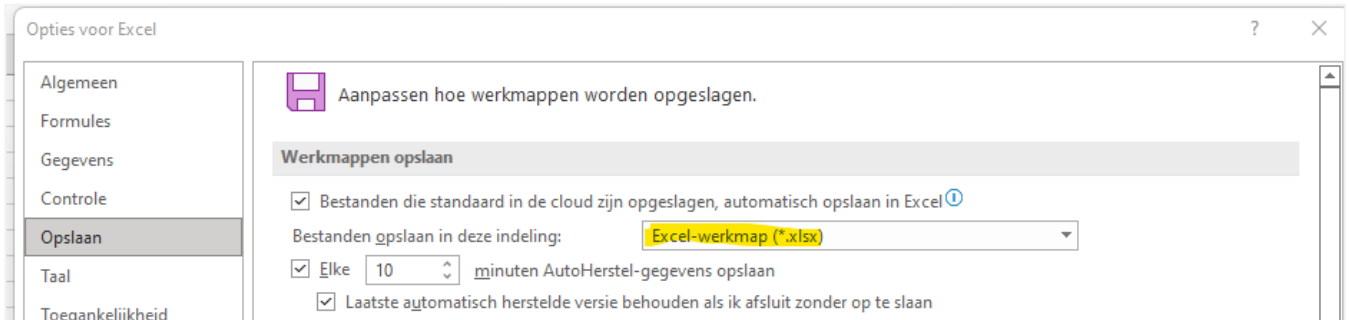
- Click on GS1 price message at the top right and then the GS1 price message options will appear:



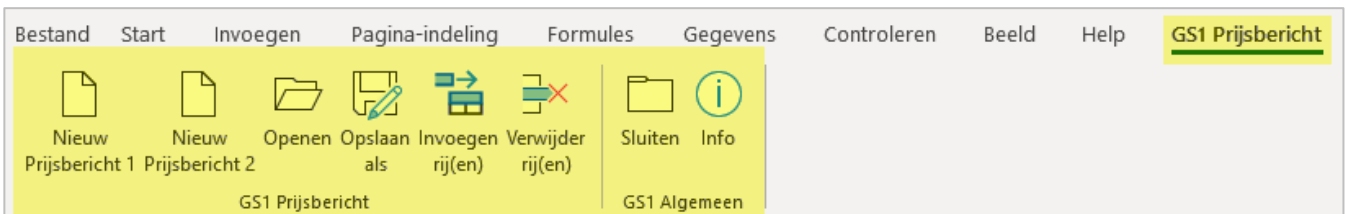
- Open the price message you need (1 or 2).

### Problems with saving?

Sometimes you have entered rules and gone through all the processes to save the file, but you'll get validation messages and you cannot save the file. A possible solution is to choose 'Excel workbook' via 'File' (top left of the main screen) under 'Options' (is at the bottom) for 'Save' and click 'OK'.



## 1.2 Menu options in the plug-in



Menu options	Explanation
New: price message 1 (NL: Nieuw Prijsbericht 1)	This option contains only the necessary product data to be shared via the Excel smart sheet in addition to the purchase prices and conditions.
New: price message 2 (NL: Nieuw Prijsbericht 2)	This option contains extensive product data to be shared via the Excel smart sheet in addition to the purchase prices and conditions.
<b>If you are working in a price message, click again on GS1 Price Message in the top right to make these menu options visible.</b>	
Open	This opens a previously created GS1 price message.
Save as	With this you check the content of the price message. If it is incorrect then you get a list of errors. If it is correct then save the file as a .gs1 file.
Insert/remove row(s)	Allows you to insert or delete a series of rows.
Close	This closes the entire add-in and removes the additional menu option.
Info	This provides information about the tool: including a reference to the GS1 website for the DIY, garden and pet sector.

### 1.3 Mandatory and optional fields

The blue fields are mandatory to fill in. The green fields are optional.

GLN dataleverancier	GLN ontvanger	berichtsoort	berichtnummer	berichtdatum	begindatum geldigheid bericht	bericht taalcode	bericht valutacode	bericht btwstelselcode
GS1-artikelcode (GTIN) consumenteneenheid	bestel hoeveelheid	advies verkoopprijs	bruto catalogus inkoopprijs	inkoopprijs	begindatum geldigheid artikel	GS1-artikelcode (GTIN) handelseenheid	bestelcode	

## 2 Fields price message 1 (compact version)

For all fields, if you click on the red triangle in the top right corner you will see the explanation of the field. In the price message, we distinguish headers and article lines.

### Headers

All fields in the header are required to be filled.

GLN dataleverancier	GLN ontvanger	berichtsoort	berichtnummer	berichtdatum	begindatum geldigheid bericht	bericht taalcode	bericht valutacode	bericht btwstelselcode
---------------------	---------------	--------------	---------------	--------------	-------------------------------------	---------------------	-----------------------	---------------------------

Fields	Explanation
Information provider GLN (Global Location Number) (NL: GLN dataleverancier)	Unique international number identifying the party providing the information about the trade item.
GLN data recipient (NL: GLN ontvanger)	Select the customer for whom the price report is intended.
Message type (NL: Berichttype)	Indicates by 1 or 2 whether it is a compact (1) or extended (2) price report.
Message number and date (NL: Berichtnummer- en datum)	The message has a self-selectable number and date.
Start validity message (NL: Begin geldigheid bericht)	This is the date from which the data in the price message applies.
Message language code (NL: Bericht taalcode)	Code indicating in which language the data was entered.

Fields	Explanation
Message currency code (NL: Bericht valutacode)	Code indicating the currency in which the data was entered.
Message VAT system code (NL: Bericht btw stelselcode)	Code indicating for which VAT system the VAT rates are entered in the article lines. As a rule, this is the system of the country in which the buyer/consignee is located.

### Article lines

The price message also contains article lines:

GS1-artikelcode (GTIN) consumenteneenheid	bestel hoeveelheid	advies verkoopprijs	bruto catalogus inkoopprijs	inkoopprijs	begindatum geldigheid artikel	GS1-artikelcode (GTIN) handelseenheid	bestelcode
---	-----------------------	------------------------	--------------------------------	-------------	-------------------------------------	---	------------

Field	Explanation
GTIN consumer unit (NL: GS1-artikelcode (GTIN) consumenteneenheid)	Mandatory. The GS1 Global Trade Item Number (GTIN/EAN code) of the consumer unit has 14 characters by default as in the GS1 data pool. A leading zero is often placed before the GTIN.
Order quantity (NL: Bestelhoeveelheid)	Mandatory. Under order quantity, specify the quantity for which the prices are valid. For a lower purchase price for a higher quantity, add an extra line.
Suggested retail price (NL: Advies verkoopprijs)	Mandatory. Number indicating the manufacturer's recommended retail price, per item including VAT.
Gross catalogue purchase price (NL: Bruto catalogus inkoopprijs)	Optional. The purchase price listed in the supplier's catalogue. If this is entered then it must always be greater than or equal to the purchase price field. If not, a rejection follows and the cell turns orange.
Purchase price (NL: Inkoopprijs)	Mandatory. The agreed purchase price as valid for the specified order quantity. The amount is per piece and exclusive of VAT.
Article validity start date (NL: Begindatum geldigheid artikel)	Optional. The date from which the prices for the item/article are valid.
GTIN trade unit (NL: GS1-artikelcode (GTIN) handelseenheid)	Optional. The GS1 Global Trade Item Number (GTIN/EAN code) of the trade unit (e.g. box) has 14 characters by default as in the GS1 datapool. A leading zero is often placed before the GTIN.
Order code (NL: Bestelcode)	Mandatory. The unique number used by the supplier to process the purchasing unit.

## 3 Fields price message 2 (extended version)

The header of the extended version of the price message is the same as that of the compact version. The extended price message (version 2) contains more fields than the compact message.

### Article line

The extended version of the price message has the following additional fields at item line level:

mutatiecode	GS1-artikelcode (GTIN) consumenteneenheid	korte productnaam	aantal per inkoop eenheid	minimum afname	avpi	begindatum geldigheid prijs artikel	advies verkoopprijs	verkoop dimensie	btw percentage
bruto catalogus inkoop prijs	netto afspraak inkoop prijs	netto netto indicatie	inkoop dimensie	GS1-artikelcode (GTIN) handelseenheid	GS1-artikelcode (GTIN) stameenheid	GS1-artikelcode (GTIN) display	aantal display	assortimentsgroepcode	bestelcode

Field	Explanation
Mutation code (NL: Mutatiecode)	Mandatory. Use this code to indicate whether it is a new item, a change has been made or the item is being remediated.
GTIN consumer unit (NL: GS1-artikelcode (GTIN) consumenteneenheid)	Mandatory. The GS1 Global Trade Item Number (GTIN/EAN code) of the consumer unit has 14 characters by default as in the GS1 data pool. A leading zero is often placed before the GTIN.
Description short (NL: Korte productnaam)	Optional. The name or short description by which the item is identified in the GS1 data pool, point-of-sale and shop shelf. The short product name is also shared via the GS1 data pool, but including this field in the price message as well makes the message easier to read.
Number per purchasing unit (NL: Aantal per inkoop eenheid)	Mandatory. The quantity of purchase dimensions in the purchase unit for which the purchase price is valid. For example, 12 pieces per box or the number in one keg.
Minimum order quantity (NL: Minimale afname)	Mandatory. The number of purchasing units that must be purchased as a minimum. In other words, the number of boxes or pallets, not the number of units/pieces. NOTE: this is almost always equal to 1. Only in case of a different price for multiple boxes or pallets enter a higher number.
The number of sales units per purchase dimension (NL: Avpi)	Mandatory. The number of sales units per purchase dimension (consumer units). If the purchase dimension and the sales dimension are equal (e.g. both piece) then this field always equals 1. This field is used to convert different dimensions to each other, e.g. in the case that bricks are purchased per kilo but offered to consumers per m2.
Article validity start date (NL: Begindatum geldigheid artikel)	Optional. The date from when the prices for the item/article are valid.
Suggested retail price (NL: Adviesverkoopprijs)	Mandatory. Number indicating the manufacturer's recommended retail price, per item including VAT.
Sales dimension (NL: Verkoop dimensie)	Mandatory. Dimension in which the item/article is sold. For example: per piece, per kilogram, per meter.



Field	Explanation
VAT rate (NL: BTW-percentage)	Mandatory. The VAT rate applicable to this item according to the VAT system listed in the header. NOTE: enter this as a number and not a percentage. So enter 21 and not 21%. The latter option will show 0.21 in Excel.
Gross catalogue purchase price (NL: Bruto catalogus inkoopprijs)	Optional. The purchase price listed in the supplier's catalogue. If this is entered then it should always be greater than or equal to the purchase price field. If not, a rejection follows and the cell turns orange.
Net agreement purchase price (NL: Netto afspraak inkoopprijs)	Mandatory. The purchase price agreed between the buyer and the suppliers. The amount is per item and exclusive of VAT. Individual performance discounts may apply to this net agreement purchase price if agreed with the RSO. However, these discounts are always settled on the invoice, as is (if applicable) the payment discount.
Net net indication (NL: Netto netto indicatie)	Mandatory. The value 0 or 1 indicating whether individual discounts may still apply for this item. On an invoice basis, the payment discount is still settled (if applicable).
Purchasing dimension (NL: Inkoopdimensie)	Mandatory. The dimension in which the item is included in the purchasing unit. For example: per piece, per kilogram, per metre.
GTIN trade unit (NL: GS1-artikelcode (GTIN) handelseenheid)	Optional. The GS1 Global Trade Item Number (GTIN/EAN code) of the trade unit (e.g. box) has 14 characters by default as in the GS1 data pool. A leading zero is often placed before the GTIN.
GTIN master unit (NL: GS1-artikelcode (GTIN) stameenheid)	Optional. The GTIN (EAN code) of the final purchasing unit to which a display or set of items belongs. NOTE: This field is mandatory if the number per purchasing unit field equals 0.
GTIN display (NL: GS1-artikelcode (GTIN) display)	Optional. The GTIN (EAN code) of the display, pallet or set to which the item belongs. Note: This field is mandatory if the number per purchasing unit field equals 0.
Number of displays (NL: Aantal displays)	Optional. The number of sales units of this item in the display, pallet or set. Note: This field is mandatory if the number per purchasing unit field equals 0.
Assortment group code (NL: Assortimentgroepcode)	Optional. The number of the Green Leaf assortment group in which the item can be classified. If your customer uses the Green Leaf standard then it is mandatory to fill this field.
Order code (NL: Bestelcode)	Mandatory. The unique number used by the supplier to process the purchasing unit.

#### Additional information for price messages

- Prices are always entered per piece. For a box of 10 pieces, you therefore do not state the total price for 10 but the price per 1 piece.
- Recommended retail and purchase prices must contain two decimals.
- At 'start date validity article' it is possible to fill in a different starting date for articles than the 'start date validity message'.
- The fields 'number per purchase unit', 'minimum purchase' and 'avpi' are important to determine the uniqueness of a purchase item and to indicate the ratio between sales and purchase (avpi). Suppose a box contains 10 items, the number per purchasing unit is then 10. Minimum purchase indicates

how many boxes the price then applies to. For a lower purchase price per 5 boxes, a line can be added with number of purchase unit 10 and minimum purchase 5. Note that this method is therefore different from that in the price message 1.

- Avpi always equals 1 unless an item is sold in a different unit than it is purchased. E.g. a roll of pond liner consists of 25 linear metres. The roll is 4 metres wide. To the customer, a shop sells this per square metre. Avpi is then 100 (25x4). At selling price, then enter the square metre price. At purchase price, you then enter the purchase price for a complete roll.
- The field 'start date validity article' is the same as this field in price message 1.
- The fields 'recommended retail price', 'sales dimension' and 'VAT percentage' have to do with the sales side of the article. The default value for sales dimension is piece (PCE).
- The fields 'gross catalogue purchase price', 'net appointment purchase price', 'net net indication' and 'purchase dimension' apply to the purchase side. The 'net indication' field indicates whether additional discounts can apply to a price or not.
- The fields 'GS1 article code (GTIN) stem unit', 'GS1 article code (GTIN) display' and 'number of display' are only relevant for hierarchies. This indicates how parts relate to a display and/or set. GTIN display is the directly parent GTIN in the hierarchy. Stand unit GTIN is the GTIN of the final highest element in the hierarchy. Number display indicates how often an item appears in the parent element of the hierarchy. Examples: a nest A with 3 pots, B, C and D. These each occur 1 time in nest A. For the article lines B, C and D, GTIN of the display and GTIN of the master unit are both equal to the GTIN of A. Number of display then equals 1.
- The 'assortment group code' field is now based on the Green Leaf classification. This field only needs to be filled if your customers use the Green Leaf standard.

## 4 Checks GS1 price messages

This section provides an overview of the automatic adjustments and checks performed in the GS1 price message Excel insert.

### 4.1 Automatic adjustments

On saving, all values in GTIN fields are converted to 14 digits. If a GTIN has fewer characters, it is completed with leading zeros.

### 4.2 Checks

Both price message 1 (compact) and price message 2 (extended) are subject to checks:

- Mandatory fields must be filled in.
- Additional mandatory fields (required for one or more retailers) must be filled in when a message is created for that retailer.
- For fields with drop-down lists, we reject values that do not appear in the drop-down lists.
- For fields with number values, we reject non-allowed values. These are values greater than the maximum allowed value or less than the minimum allowed value.
- For text fields, we reject values that are longer than the allowed number of characters.
- For GTIN fields, we check whether the calculated checksum is correct.
- The gross catalogue purchase price must not be less than the net appointment purchase price.

#### Additional checks: price notification 2 (extended)

Specifically for price message 2 (extended), a series of additional checks take place:

- The description field must be unique per GTIN. The same GTIN cannot have multiple descriptions.
- The description field must not contain any special characters not in the following range '()/+-. \_&.
- When filling in assortment group code, you may not use expired groups.
- If filling in the assortment group code is mandatory for a retailer, it is additionally only mandatory if mutation code equals new (1). You should therefore only fill in this mandatory for new articles.
- The following applies when filling in the GS1 GTIN of the trade unit:
  - It must be different from the GTIN of the consumer unit if number per purchasing unit is greater than 1. An article may not refer to itself.
  - This must be empty for articles that cannot be ordered separately (number per purchasing unit 0). It must therefore also be different from GS1 article code of the consumer unit and display.

- The following applies when filling in the GTIN of master unit and display:
  - These must be different from the regular GTIN. An article may not refer to itself.
- The following applies to articles that cannot be ordered separately (number per purchasing unit 0):
  - The GTIN of the master unit, GTIN display and number display are mandatory. These indicate to which parent article a non-standard article belongs and how often this article appears in the parent article.
- The following applies to single articles (number per purchasing unit unequal to 0):
  - The GTIN of the master unit, display and number display must be mandatory empty. There is no link to parent articles for these articles.
- Optional additional checks are possible for display/pallets and sets:
  - A check takes place whether the sum of the purchase value of the components (net purchase price x number of display) matches the purchase value of the display/pallet or set itself. If the discrepancy is too large, a rejection follows.
  - If the purchase value of the display/pallet or set as a whole (net purchase price x number per purchase unit) exceeds a set limit, a rejection follows.

## 5 Version management

Name	GS1 price message
Date	18 November April 2023
Version	2.2.2
Status	final
Description	Specifications and user rules for the use of the GS1 price message in the DIY, garden and pet sector in Benelux

Version	Date	Adjusted by	Summary of revision						
1.0	18 June 2021	Marco van der Lee, GS1 Netherlands	First final version.						
1.1	7 December 2021	Marco van der Lee, GS1 Netherlands	Addition of order code to price message.						
2.0	15 September 2022	Marco van der Lee, GS1 Netherlands	Section 4 'Controls price message' and added the fields 'Mutation code' and 'GTIN trade unit' to the price message.						
2.1	26 September 2022	Marco van der Lee, GS1 Netherlands	Minor technical error in the price report fixed.						
2.2	11 April 2023	Marco van der Lee, GS1 Netherlands	The list of customers has been updated at the 'GLN data recipient' field.  Field names have been changed. This brings the names in line with those used in the GS1 datapool. <table border="1" style="width: 100%; margin-top: 10px;"> <thead> <tr> <th>Former name</th> <th>New name</th> </tr> </thead> <tbody> <tr> <td>GLN sender</td> <td>GLN Information provider GLN</td> </tr> <tr> <td>Description</td> <td>Description short</td> </tr> </tbody> </table>	Former name	New name	GLN sender	GLN Information provider GLN	Description	Description short
Former name	New name								
GLN sender	GLN Information provider GLN								
Description	Description short								

Version	Date	Adjusted by	Summary of revision
2.2.1	25 April 2023	Marco van der Lee, GS1 Netherlands	Adjustment in drop-down lists and incorrect operation at 'Start date validity price item' has been fixed.
2.2.2	18 November 2023	Marco van der Lee, GS1 Netherlands	Some textual changes